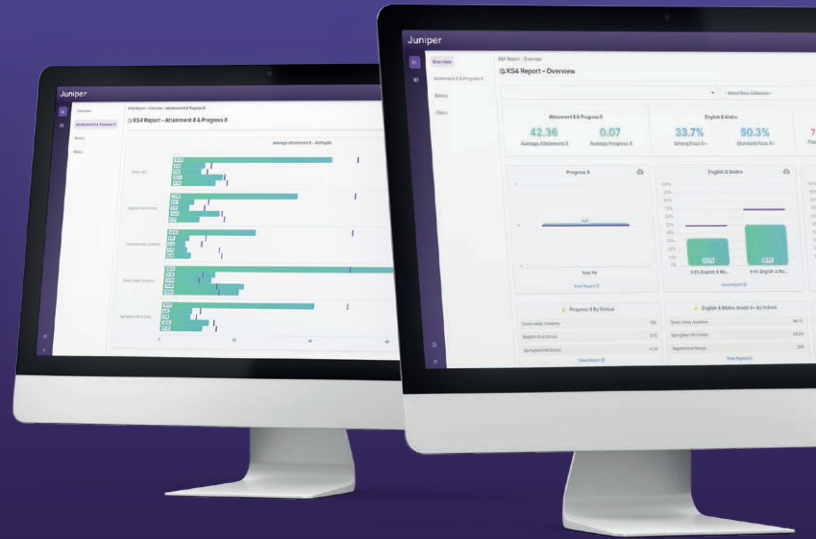


Juniper

Insights Dashboard

KS4 MAT Reporting: Empower School Improvement Through Data Collaboration



Multi-Academy Trusts with schools using Sibra Analytics can now have instant access to headline performance measures and subject-based analysis. The KS4 MAT dashboard delivers the insights to help accelerate the performance of your Trust and schools.

Impact & Benefits

The KS4 MAT dashboard provides a consistent and complete approach to student performance data, delivering the following benefits to you:



Analysis Made Simple: Access easy-to-understand reports, delivering live views of KPIs, headline figures, subject-level analysis and the Subject Progress Index (SPI), in a click.



Time Saving & Dynamic: Live online access to accurate and consistently presented performance data that is visual, interactive and simple to share.



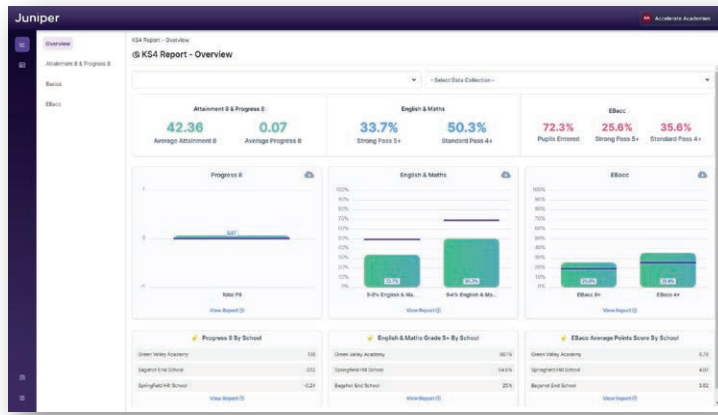
See The Bigger Picture: Compare progress and attainment within your MAT and also at a national level. Then align schools to support collaboration and share best practices.



The MAT reporting will revolutionise the way I can report at Trust level and will most importantly save administration time and ensure the data is delivered to those that need it as soon as academies publish data on the ground.

Samantha Grey - Trust Data Manager at Greenwood Academies Trust

Key Features



View Headline Measures

Report on headline measures across your Trust:

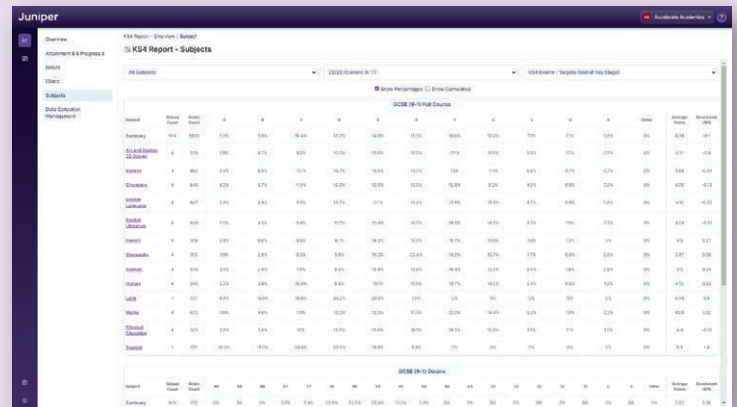
- Attainment 8 & Progress 8
- English and Maths Basics Measures
- English Baccalaureate (EBacc)

Reports can be broken down by whole Trust, school, and pupil characteristics.

Subject-Level Analysis

Analyse subject data from across the Trust, showing the number of schools offering each subject, grade performance and SPI (subject progress index) progress performance too.

Show performance for a single subject, broken down by the schools within the Trust and pupil characteristics.



The Big Picture & The Detail

Headline and subject-based reports can be filtered to focus on specific pupil characteristics or schools.

MATs can also compare themselves to Juniper National Benchmark data, highlighting areas of success and improvement.

