

Quick Reference Guide

Get started

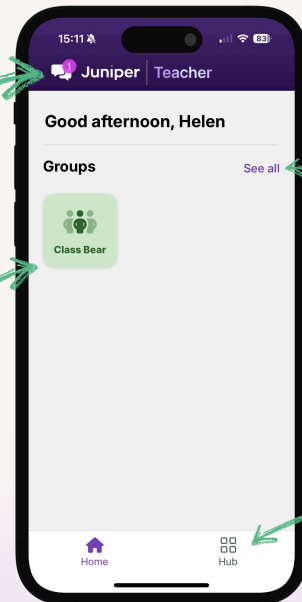
1. Open your **email** invite
2. **Create** an account
3. Download the **Juniper Education** app from the [App Store](#) or [Google Play](#)
4. Enable two-factor authentication (2FA) and **login**
5. You're all set – stay informed and enjoy! 🎉



Homepage

Inbox of **messages** sent to you

Lists the **groups** you are part of



Tap **See all** to view all groups in your school

Tap **Hub** to explore other areas in the app

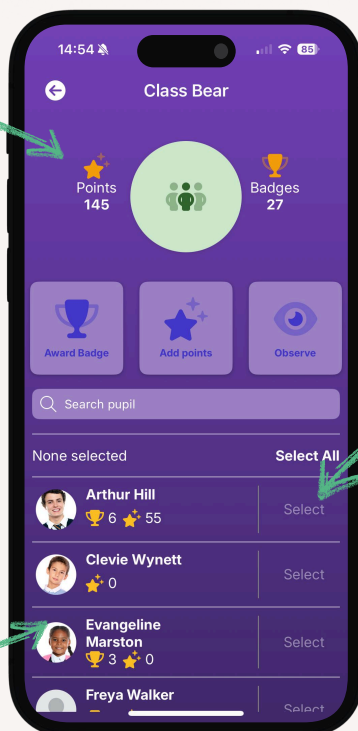


Group view

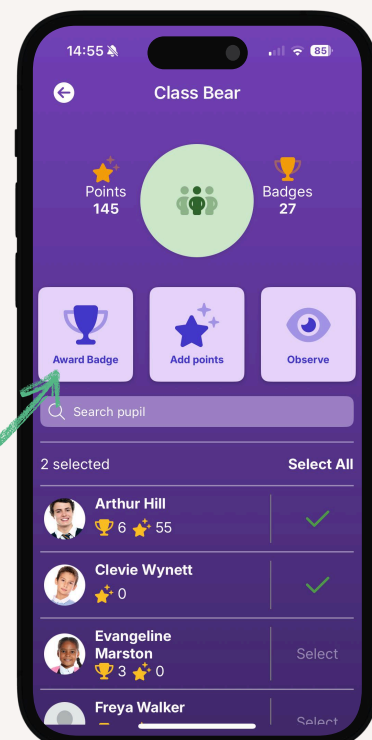
Total number of points and badges for your class

Select one or more pupils to enable the action buttons

View your pupils and the number of badges and points they have to date



Once selected, you can award **badges** and **points**, and record **observations**





Badges and points

Go back and update
your pupil selection

Type a brief
explanation of **why**
you are awarding
the badge or point

Select a badge
from the list,
you can **filter**
these too!

Number of times this
badge has **already**
been awarded to
members of this class



Take a photo (or choose from
camera roll) for your observation



Notes

Create personal notes
to refer back to in the app

Filter by **date** and **priority**

Mark them as **high**
or **low** priority

Delete individual notes

